




# Welcome!

LV1 U7 L3

What did you  
do today?



I went to \_\_\_\_\_.  
I played \_\_\_\_\_.



How do you  
feel today?



I feel \_\_\_\_\_.  
(happy, excited, sad, upset)






# Pets!



# In this lesson:



dog / puppy



cat / kitten



bird / chick



fish



turtle



snake



hamster

What do you see? I see a (puppy)!

This dog is friendly. That dog is unfriendly.







Look!  
What animal  
do you see?

The illustration depicts a vibrant pet store. On the left, a boy in a red shirt and green pants stands next to a large fish tank containing several colorful fish and green seaweed. A black and white husky dog sits in the center foreground, looking towards the right. In the background, a girl in a green shirt and grey overalls is walking on a green exercise bike, holding a wire cage. To her right, a young boy in a blue t-shirt with a white star and red shorts is cheering with his arms raised. The background features yellow and orange horizontal stripes, white paw prints, and a counter with a computer monitor.

I see a dog!

Ask the student the question and give them time to respond on their own.

An illustration of a pet store scene. In the foreground, a young boy with brown hair and rosy cheeks is smiling broadly, wearing a teal t-shirt with a white star. Next to him is a grey and white husky dog with its mouth open in a happy expression. A speech bubble from the dog says "This dog is friendly!". A thought bubble above the dog contains a large red heart. In the background, a man in a green sweater stands near a fish tank, and a woman in a green shirt is behind a counter. A green sign with a paw print is on the wall.

**This dog is  
friendly!**

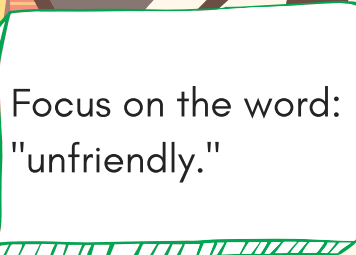
Focus on the word:  
"friendly."



The scene is set in a pet store with yellow and orange horizontal stripes on the wall. In the background, a man in a green sweater holds a small fishbowl, and a woman is visible near a parrot. A green sign with a paw print hangs on the wall. In the foreground, a boy with brown hair and a light blue t-shirt with a star looks startled. To his left is a husky's head, and to his right is a large, aggressive-looking bulldog with its mouth open, showing sharp teeth. The bulldog is surrounded by a jagged yellow starburst. A speech bubble from the boy says, "That dog is unfriendly!". A thought bubble from the bulldog says, "GRRR!".

That dog is unfriendly!

GRRR!



Focus on the word:  
"unfriendly."



Look!  
She has a baby!


Aw! I see  
a puppy!

See if the student  
can recall the baby  
animal's name on  
their own.



**This puppy  
is friendly!**

Focus on the word:  
"friendly."



Look!  
What animal  
do you see?

I see a cat!

Ask the student the question and give them time to respond on their own.



**This cat is  
friendly!**

Focus on the word:  
"friendly."



That cat is unfriendly!

HISS!

Focus on the word:  
"unfriendly."

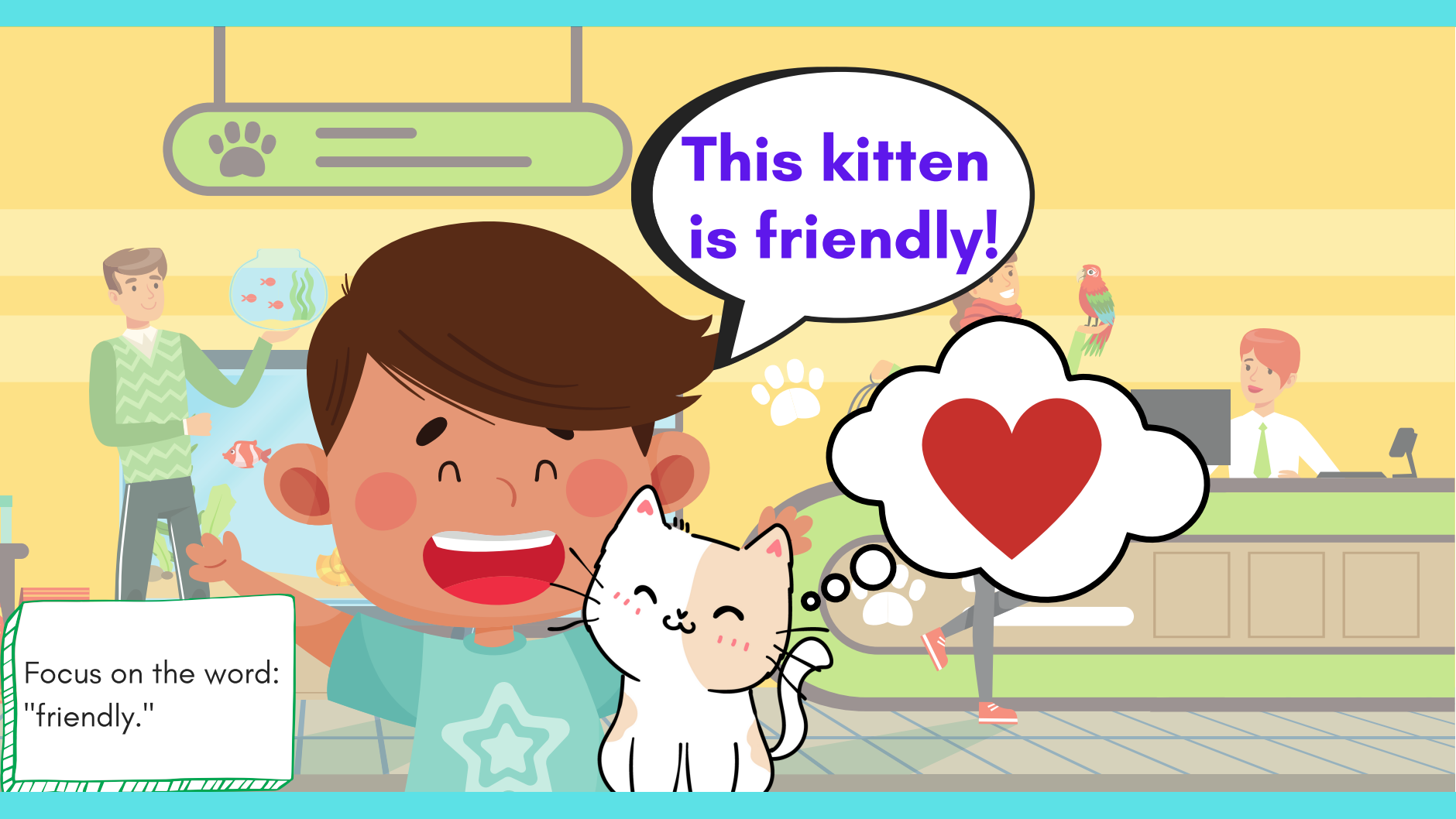


**Look!  
She has a baby!**

**Aw! I see  
a kitten!**

See if the student  
can recall the baby  
animal's name on  
their own.





This kitten  
is friendly!



Focus on the word:  
"friendly."



**Look!  
What animal  
do you see?**

**I see a bird!**

Ask the student the question and give them time to respond on their own.



**This bird is unfriendly!**

Focus on the word:  
"unfriendly."



That bird is  
friendly!

Focus on the word:  
"friendly."



Look!  
She has a baby!

Aw! I see  
a chick!

See if the student  
can recall the baby  
animal's name on  
their own.



This chick  
is friendly!



Focus on the word:  
"friendly."



**Look!  
What animal  
do you see?**


**I see a fish!**

Have the student  
say "fish" and  
circle the fish.





I don't like fish!



**Look!  
What animal  
do you see?**

**I see  
a turtle!**

Have the student  
say "turtle" and  
circle the turtle.





**This turtle  
is friendly!**

Focus on the word:  
"friendly."



That turtle  
is unfriendly.

Focus on the word:  
"unfriendly."



Look!  
What animal  
do you see?

I see  
a snake!

Have the student  
say "snake"  
and  
circle the snake.



**This snake  
is friendly!**

Focus on the word:  
"friendly."



That snake  
is unfriendly.

\*hiss\*

Focus on the word:  
"unfriendly."



Look!  
What animal  
do you see?

I see a  
hamster!

Have the student  
say "hamster"  
and circle the hamster.







**This hamster  
is friendly!**

Focus on the word:  
"friendly."








**That hamster  
is unfriendly.**

Focus on the word:  
"unfriendly."




What do you see?

Is the \_\_\_\_ friendly?



What do you see?

Is the \_\_\_\_ friendly?




Draw animals in  
the field. Say  
what they are and  
if they're friendly.



# Review:



dog / puppy



cat / kitten



bird / chick



fish



turtle



snake



hamster

What do you see? I see a (puppy)!

This dog is friendly. That dog is unfriendly.




Great job!



# Today you learned:



dog / puppy



cat / kitten



bird / chick



fish



turtle



snake



hamster

What do you see? I see a (puppy)!

This dog is friendly. That dog is unfriendly.







# Homework!

- Use the pictures you drew for lessons 1 & 2 of friendly and unfriendly animals.

Take a video and show your drawings to your teacher. Say:

This (snake) is friendly!

That (snake) is unfriendly!



What do you see? I see a (puppy)!

This dog is friendly. That dog is unfriendly.

